



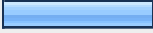


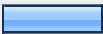





3. Which cultural discipline best reflects the field in which you work, or the field in which you wish to work?

	Response Percent	Response Count
Visual arts 	21.0%	17
Digital and/or media arts 	16.0%	13
Performance arts 	14.8%	12
Writing/publishing 	11.1%	9
Crafts 	22.2%	18
Other 	14.8%	12
<i>answered question</i>		81
<i>skipped question</i>		2



4. What is the highest level of education you've completed?

	Response Percent	Response Count
Less than High School	0.0%	0
High School 	4.9%	4
Some Post Secondary 	14.8%	12
Completed Post Secondary 	80.2%	65
<i>answered question</i>		81
<i>skipped question</i>		2

5. Have you had formal training in one or more business subjects that relate directly or indirectly to cultural disciplines?

	Response Percent	Response Count
Yes 	58.5%	48
No 	41.5%	34
<i>answered question</i>		82
<i>skipped question</i>		1

6. Are there subjects related to the business or career management side of your cultural discipline(s) in which you may be interested in receiving some level of formal training?

	Response Percent	Response Count
Yes (please continue) 	91.1%	72
No (please skip to Questions 11) 	8.9%	7
<i>answered question</i>		79
<i>skipped question</i>		4




7. Please indicate your level of interest in receiving training on the following subjects.

	No Interest	Some Interest	Moderate Interest	High Interest	Rating Average	Response Count
Developing marketing plans	8.5% (6)	16.9% (12)	28.2% (20)	46.5% (33)	3.13	71
Communication skills	15.4% (10)	32.3% (21)	18.5% (12)	33.8% (22)	2.71	65
Social media for marketing & promotion	8.3% (6)	9.7% (7)	25.0% (18)	56.9% (41)	3.31	72
Grant/proposal writing	9.5% (7)	17.6% (13)	24.3% (18)	48.6% (36)	3.12	74
Promotion & networking	4.3% (3)	21.7% (15)	24.6% (17)	49.3% (34)	3.19	69
Creating a business plan	20.0% (13)	24.6% (16)	24.6% (16)	30.8% (20)	2.66	65
Project planning	17.6% (12)	19.1% (13)	30.9% (21)	32.4% (22)	2.78	68
Computer skills (spreadsheets, word processing)	33.3% (22)	24.2% (16)	15.2% (10)	27.3% (18)	2.36	66
Financial reporting (basic accounting)	17.9% (12)	22.4% (15)	23.9% (16)	35.8% (24)	2.78	67
Web site design	14.1% (10)	23.9% (17)	19.7% (14)	42.3% (30)	2.90	71
Negotiating contracts	13.2% (9)	25.0% (17)	30.9% (21)	30.9% (21)	2.79	68
Copyright/legal issues	14.7% (10)	20.6% (14)	23.5% (16)	41.2% (28)	2.91	68
Creating and managing a budget	12.5% (8)	26.6% (17)	32.8% (21)	28.1% (18)	2.77	64
Setting prices for your work	17.6% (12)	17.6% (12)	22.1% (15)	42.6% (29)	2.90	68
Tax tips	11.9% (8)	17.9% (12)	19.4% (13)	50.7% (34)	3.09	67
				answered question		78
				skipped question		5


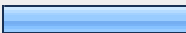


8. Please indicate if there are subject areas not listed above for which you are interested in receiving training.

	Response Count
	21
<i>answered question</i>	21
<i>skipped question</i>	62

9. Which time of year would work best for you to receive training?

	Response Percent	Response Count
Summer Months 	9.1%	7
September to December 	23.4%	18
January to April 	67.5%	52
<i>answered question</i>		77
<i>skipped question</i>		6

10. Which time of day would you prefer to attend training sessions?

	Response Percent	Response Count
Weekdays 	52.6%	40
Evenings during the week 	27.6%	21
Evenings and weekends 	10.5%	8
Evenings during the week and weekends 	9.2%	7
<i>answered question</i>		76
<i>skipped question</i>		7

11. Please provide any comments/suggestions here. If you have expressed "no" interest in the type of training outlined in this questionnaire, it would be helpful to know your reasons.

	Response Count
	17
<i>answered question</i>	17
<i>skipped question</i>	66